



MISSIONEAST

Annual Accounts 2022

CVR 14 72 36 92

Approved by the General Assembly of Mission East, 27/8 2023

Signed by the Chairman of the General Assembly

Table of Contents

Organisational information	3
Management Statement.....	4
Independent auditor's report	5
To the Board of Directors and Management of Mission East Denmark.....	5
Opinion	5
Basis for opinion	5
Management's responsibilities for the financial statements.....	5
Auditor's responsibilities for the audit of the financial statements	5
Statement on the Management's review	6
Report on other legal and regulatory requirements.....	6
Management Report.....	8
Accounting Principles.....	12
2022 Profit and Loss Statement	14
Balance sheet 31 st December 2022	15
Notes.....	16

Organisational information

Mission East

Sankt Lukas Vej 13
2900 Hellerup
Denmark

Website: www.missioneast.org

E-mail: admin@missioneast.org

Board

Torben Andersen, Chairman of the Board
Christian Nolsøe
Pia Jerslund
Søren Hartig
Alex Ramos-Peña
Klaus Jahn

Management

Betina Gollander-Jensen, Secretary General
Annette Them Serup, Director of Finance and Administration
Peter Drummond Smith, Operations Director
Nicki Davies-Jones, HR Director

Auditor

EY
State Authorized Public Auditor Ulrik B. Vassing

Management Statement

The Board of Directors and the management have today considered and approved the annual report for the financial year January 1st – December 31st, 2022, for Mission East.

The annual report is prepared in accordance with legal requirements.

It is our opinion that the financial statements give a true and fair view of the organization's assets, liabilities and financial position per. 31 December 2022 and of the result of the organization's activities for the financial year January 1 - December 31, 2022.

It is also our opinion that business procedures and internal controls established supports that the dispositions covered by the financial statements are in accordance with laws and other regulations as well as with agreements entered and customary practice; and that due financial considerations in the management of the funds and operation of the organization has been taken.

In addition, it is our opinion that systems and processes have been established that support economy, productivity, and efficiency.

Furthermore, it is our opinion that the management's report contains a true and fair view of the development of the organization's activities and financial conditions as well as a description of the special risks that the organization may be affected by.

The annual report is submitted for approval by the Annual General Meeting.

Hellerup, June 14th, 2023.

Secretary General

Betina Gollander-Jensen


Board

Torben Andersen
Chairman of the Board


Pia Jerslund

Søren Hartig

Christian Nolsøe



Alex Ramos-Peña
Staff-appointed member



Klaus Jahn

Independent auditor's report



To the Board of Directors and Management of Mission East Denmark

Opinion

We have audited the financial statements of Mission East Denmark for the financial year 1 January – 31 December 2022, which comprise income statement, balance sheet and notes, including accounting policies. The financial statements are prepared in accordance with the Danish Financial Statements Act.

In our opinion, the financial statements give a true and fair view of the financial position of the Organisation at 31 December 2022 and of the results of the Organisation's operations for the financial year 1 January – 31 December 2022 in accordance Danish Financial Statements Act.

Basis for opinion

We conducted our audit in accordance with International Standards on Auditing (ISAs) and additional requirements applicable in Denmark as well as generally accepted public auditing standards cf. the Ministry of Foreign Affairs' instruction regarding the performance of audit tasks related to activities covered by a Strategic Partnership Agreements. Our responsibilities under those standards and requirements are further described in the "Auditor's responsibilities for the audit of the financial statements" section of our report. We believe that the audit evidence we have obtained is sufficient and appropriate to provide a basis for our opinion.

Independence

We are independent of the Organisation in accordance with the International Ethics Standards Board for Accountants' International Code of Ethics for Professional Accountants (IESBA Code) and the additional ethical requirements applicable in Denmark, and we have fulfilled our other ethical responsibilities in accordance with these requirements and the IESBA Code.

Management's responsibilities for the financial statements

Management is responsible for the preparation of financial statements that give a true and fair view in accordance with the Danish Financial Statements Act and for such internal control as Management determines is necessary to enable the preparation of financial statements that are free from material misstatement, whether due to fraud or error.

In preparing the financial statements, Management is responsible for assessing the Organisation's ability to continue as a going concern, disclosing, as applicable, matters related to going concern and using the going concern basis of accounting in preparing the financial statements unless Management either intends to liquidate the Organisation or to cease operations, or has no realistic alternative but to do so.

Auditor's responsibilities for the audit of the financial statements

Our objectives are to obtain reasonable assurance as to whether the financial statements as a whole are free from material misstatement, whether due to fraud or error, and to issue an auditor's report that includes our opinion. Reasonable assurance is a high level of assurance, but is not a guarantee that an audit conducted in accordance with ISAs and additional requirements applicable in Denmark as well as generally accepted public auditing standards cf. the Ministry of Foreign Affairs' instruction regarding the performance of audit tasks related to activities covered by a Strategic Partnership Agreements will always detect a material misstatement when it exists. Misstatements can arise from fraud or error and are considered material if, individually or in the aggregate, they could reasonably be expected to influence the economic decisions of users taken on the basis of the financial statements.

As part of an audit conducted in accordance with ISAs and additional requirements applicable in Denmark as well as generally accepted public auditing standards cf. the Ministry of Foreign Affairs' instruction regarding the performance of audit tasks related to activities covered by a Strategic Partnership Agreements, we exercise professional judgement and maintain professional scepticism throughout the audit. We also:

- ▶ Identify and assess the risks of material misstatement of the financial statements, whether due to fraud or error, design and perform audit procedures responsive to those risks and obtain audit evidence that is sufficient and appropriate to provide a basis for our opinion. The risk of not detecting a material misstatement resulting from fraud is higher than for one resulting from error, as fraud may involve collusion, forgery, intentional omissions, misrepresentations or the override of internal control.
- ▶ Obtain an understanding of internal control relevant to the audit in order to design audit procedures that are appropriate in the circumstances, but not for the purpose of expressing an opinion on the effectiveness of the Organisation's internal control.
- ▶ Evaluate the appropriateness of accounting policies used and the reasonableness of accounting estimates and related disclosures made by Management.
- ▶ Conclude on the appropriateness of Management's use of the going concern basis of accounting in preparing the financial statements and, based on the audit evidence obtained, whether a material uncertainty exists related to events or conditions that may cast significant doubt on the Organisation's ability to continue as a going concern. If we conclude that a material uncertainty exists, we are required to draw attention in our auditor's report to the related disclosures in the financial statements or, if such disclosures are inadequate, to modify our opinion. Our conclusions are based on the audit evidence obtained up to the date of our auditor's report. However, future events or conditions may cause the Organisation to cease to continue as a going concern.
- ▶ Evaluate the overall presentation, structure and contents of the financial statements, including the note disclosures, and whether the financial statements represent the underlying transactions and events in a manner that gives a true and fair view.

We communicate with those charged with governance regarding, among other matters, the planned scope and timing of the audit and significant audit findings, including any significant deficiencies in internal control that we identify during our audit.

Statement on the Management's review

Management is responsible for the Management's review.

Our opinion on the financial statements does not cover the Management's review, and we do not express any form of assurance conclusion thereon.

In connection with our audit of the financial statements, our responsibility is to read the Management's review and, in doing so, consider whether the Management's review is materially inconsistent with the financial statements or our knowledge obtained during the audit, or otherwise appears to be materially misstated.

Based on the work we have performed, we conclude that the Management's review is in accordance with the financial statements. We did not identify any material misstatement of the Management's review.

Report on other legal and regulatory requirements

Statement on compliance audit and performance audit

Management is responsible for ensuring that the transactions included in the financial reporting comply with appropriations granted, legislation and other regulations and with agreements entered into and usual practice; and that due financial consideration has been taken of the management of the funds and operations covered by the financial statements. Consequently, Management is responsible for establishing systems and procedures supporting economy, productivity and efficiency.

In performing our audit of the financial statements, it is our responsibility to perform compliance audit and performance audit of selected items in accordance with public auditing standards. When conducting a compliance audit, we test the selected items to obtain reasonable assurance as to whether the transactions covered by the financial reporting comply with the relevant provisions of appropriations, legislation and other regulations as well as agreements entered into and usual practice. When conducting a performance audit, we perform assessments to obtain reasonable assurance as to whether the tested systems, processes or transactions support due financial considerations in relation to the management of funds and operations covered by the financial statements.

We must report on any grounds for significant critical comments, should we find such when performing our work.

We have no significant critical comments to report in the connection.

Copenhagen, 14 June 2023
EY GODKENDT REVISIONSPARTNERSELSKAB
CVR no. 30 70 02 28

Ulrik Benedict Vassing
State Authorised
Public Accountant
mne32827

Management Report

Main Activities

Mission East programmes in 2022 covered a spectrum of humanitarian and development interventions, working with our partners and teams in Afghanistan, Armenia, Iraq, Lebanon, Myanmar, Nepal, Nigeria, Syria and Tajikistan. Furthermore, Mission East started a new engagement in response to the crisis in Ukraine in 2022. The office in North Korea remained closed during the whole year due to Covid-19 border closure.

Afghanistan programming was significantly expanded in 2022 in response to the growing humanitarian crisis there. The intervention in Ukraine was during the first phase of the crisis assistance implemented through alliance partners and focused support on border crossings support, subsistence support etc. Subsequently, alternative funding streams were utilized for winterization/home repairs and a protection awareness campaign. By close of the year, preparations towards a green rebuilding initiative were initiated for further programming in 2023. Late in 2022 Mission East decided to close the Iraq office. This will happen in mid-2023 and some level of programming should continue with local partners, owing to lack of donor interest in supporting larger scale activities.

The impact of our programmes was spread across our main sectors of intervention with 177,890 people provided with emergency relief, while we continued to assist people through interventions in water and sanitation (88,343), long term food and security and livelihoods development (86,810), protection (20,059) and Climate and Environment crisis action (36,714).

2022 was also the year where Mission East embarked on the journey of upgrading and changing IT systems. A journey which will continue in 2023 and beyond.

Organisational Developments

The key activities and organizational changes which took place in 2021 - new statutes, a revised accounting convention, a new 2022-2030 organisational strategy and a new governance manual – provided a strong base for 2022. Further initiatives in 2022 were taken to strengthen the creation of a more agile and efficient organisation, which is fit-for-purpose, and with shorter distance from idea to decision/action – and with decision-making closer to the people we serve.

Over the course of 2022, we have made positive changes including: (1) reducing the distance for field programme leads to HQ (2) consolidating the Copenhagen office as Mission East's HQ (3) establishing a programmes and finance director presence in Denmark; (4) adjusting line reporting for country directors to the international Director to make the decision-making process more agile.

2022 was the first year of implementation of the new organisational strategy, Together In Compassion, for 2022-2030. The strategy builds on Mission East's strengths in reaching the most vulnerable people

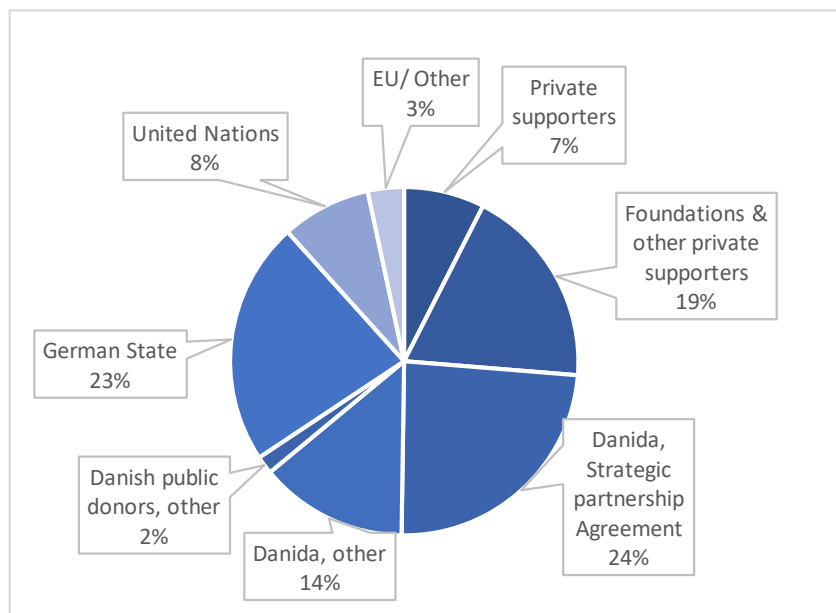
in hard-to-reach areas. It looks at how the world is changing with the increased number of conflicts and displacements as well as the consequences of the climate and environment crisis. And it sets out a vision, aspirations and approach to responding to these crises, with an increased emphasis on localisation, climate change and nexus approaches. It is still early in the strategy period, but implementation is now going on and Mission East will evaluate when we get a bit further into the period, and adjust to make sure we optimize value for money.

The new accounting convention implemented in 2020 resulted in a more ideal model but also a significant reduction in equity in 2020 due to the revised manner in which to report income, with a resulting negative equity at the end of 2020. The equity improved significantly already in 2021, and this development continued in 2022 owing to strict cost consciousness and increased funds being available for the crisis in Afghanistan and Ukraine. As a consequence of a substantial higher income level, higher administration fees were incurred on donor funds.

Financial Results

Fundraising and Donors

Similarly, to previous years Mission East’s sources of income include private supporters, foundations, and public institutions. The Danish public grants consist of the Strategic Partnership Agreement (SPA) with Danida (24% - the annual SPA grant being 16%¹), two single grants for Syria and Afghanistan/Tajikistan (14%) and a number of other smaller non-Danida grants (2%). Grants from German donors were also substantial in 2022 (23%) and much higher than in 2021, mainly due to a large project for Afghanistan funded by the German Ministry of Foreign Affairs.



2022 was the first year of our four-year strategic partnership agreement with the Danish Ministry of Foreign Affairs. The funds received the first year of this agreement as well as the amount carried forward from 2021 have been fully spent. This became possible upon solving the issue of transferring funds to Afghanistan.

Gifts from private supporters are a bit lower than in 2021, where Mission

East received an unrestricted inheritance of 3.65mill. DKK. Despite the drop in inheritance income from 2021 to 2022, the income from private supporters still ended at a bit more than 10mill. DKK, which is considered a satisfactory result. The Danish TV collections are reported together with foundations in the category “Foundations & other private supporters”. Due to the crisis in Ukraine,

¹ Mission East transferred unspent funds from 2021 to 2022 under the previous Strategic Partnership Agreement. Furthermore, extra grants were received and spent in 2022 under the top-up modality of the SPA. The base SPA grant was 16% of the total income in 2022.

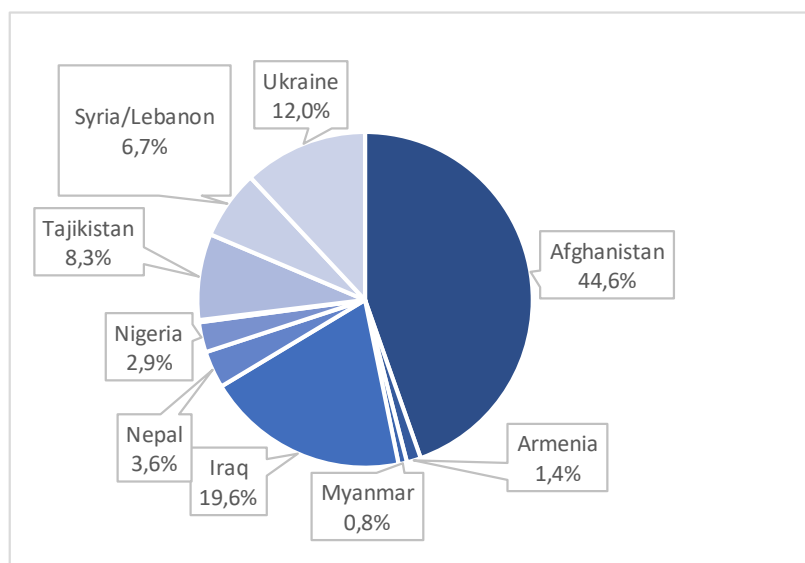
there were 2 TV collections in 2022 and the income received for Ukraine was much higher than what Mission East has normally received via the Danish TV collection.

In 2022 it was possible to obtain a couple of grants from the UN Office for the Coordination of Humanitarian Affairs (8%) for providing assistance in Afghanistan.

It should also be mentioned that both public and private restricted income is recognized as income when it is spent, which means that the amount fundraised in one year may not be fully recognized as income in the same year.

Programme Spending

As mentioned in the income section above, there is a quite close link between income and expenditure, as most of the activities are carried out via projects funded by restricted grants. The programme spending is therefore described in this section based on the geographic allocation of implementation.



Afghanistan programming was significantly expanded in 2022 – more than triple the volume - in response to the growing humanitarian crisis. New grants were secured from Danish MFA, German Federal Foreign Office, the Afghan Humanitarian Fund (UNOCHA) and various foundations and private sources.

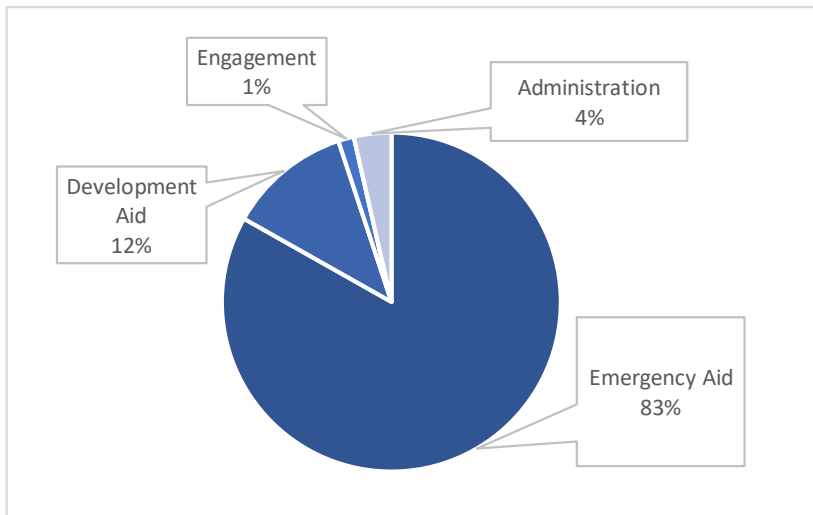
The crisis in Ukraine resulted in contributions from both public and private contributions to such an extent, that the engagement in Ukraine

constituted a significant 12% out of the total.

Iraq was still in 2022 one of the largest Mission East countries. However, looking at the future it was decided in late 2022 to close the Iraq office due to a reduced humanitarian caseload. This will happen in mid-2023.

Bank “de-risking” as a response to international sanctions continued to make the transfer of fund difficult or impossible in some countries. This hit our programming in Syria and Myanmar severely, although we did manage to continue activities in Syria to some extent and move forward on setting up an office in Syria.

The programmatic split between emergency humanitarian projects and development projects continued to be heavier on emergency spending as in previous years. Emergency spending was 83% of the total expenses in 2022 which is 20% more than in previous years. In 2022 the crisis in Afghanistan and in Ukraine affects this split in favor of humanitarian aid.



The costs incurred by the engagement team (previously called public relations / communication) are at the same level as in 2021, but due to the general higher volume of the costs the proportion out of the total has gone down (to 1%).

The administration costs have been carefully monitored and adjusted in 2022. The decrease in incurred

expenditure can mainly be explained by a combination of lower staff costs and higher allocation of staff time to countries and projects.

Summary Results

Mission East’s total revenue for 2022 was approximately 134 million DKK. This is a substantial increase of around 75% from 2021. As mentioned above the main reasons for this increase are the crises in Afghanistan and Ukraine. The “financing cost” in the income statement is related to exchange rate adjustments. The final result of the year is a net profit of 3.1 million DKK, which is considered a good result. Consequently, Mission East’s equity by the end of 2022 is 4.2 million DKK, which is a very positive step towards a more adequate equity level.

Expectations for 2023 Financial Year

Mission East will continue the implementation of the Strategic partnership agreement with Danida in 2023. The base agreement is an annual grant of 21 million DKK, which is a very important element giving a stable and flexible component in the years to come upon which we can continue to build other funding streams. Like in 2022, some of top-up grants² may become available during the year. By the end of 2022, Mission East had confirmed restricted grants of around 84 million DKK. We don’t expect 2023 to match the all-time high of 2022, which was driven by the two major crises in Afghanistan and Ukraine. The budget of 2023 has been trimmed at the same time as we need to invest in better IT systems and continue building the equity.

Organisational review and Changes

In 2023 we will continue focusing on streamlining the organisation – still with a view at the localisation agenda. One of the areas we will look at is the headquarter structure and placement of headquarter staff. We are planning to establish a headquarter hub in Beirut, Lebanon to have headquarter staff closer to the activities. We will continue working on establishing Mission East in Syria and plan to open an office in Ukraine as well. On the other hand, we will close our office in Iraq, and support Mission East Germany in the closure of that entity, a decision we expect the German Board and their members to take in the beginning of 2023. During these times of changes, we will at the same time focus on consolidating and creating stability.

² Smaller ad-on grants for specific purposes connected with the Strategic Partnership Agreement.

Accounting Principles

General

The annual accounts for Mission East have been presented in accordance with the provisions of the Danish Financial Statements Act for Class A companies.

General recognition

Income is registered when earned. For restricted funds this means that income is registered when the costs are incurred. The profit and loss account also includes all costs, including depreciation and amortisation.

Assets are recognised in the balance sheet when it is likely that it will be of future economic benefits to the organization and the value of the asset can be measured reliably.

Liabilities are recognised in the balance sheet when it is likely that to organization will incur future economic decrease, and the value of the liability can be measured reliably.

On initial recognition, assets and liabilities are measured at cost. Subsequently, assets and liabilities are measured as described for each accounting item below.

Income Recognition

Donations which are not restricted for a specific purpose are recognised on the income statement when received. In addition, other legally recognized revenues or pledges have been included.

Foreign Currency Conversion

Transactions in foreign currencies are converted at a rate calculated as a monthly rate calculated as of the first of each month.

Receivables and liabilities denoted in foreign currencies shall be converted at the exchange rate of the balance sheet date. The resulting profit or loss shall be shown under financial items.

Profit and loss

Costs

Costs are expensed when a legal obligation has arisen to bear the relevant cost. Costs incurred by partners are expensed according to partner-reporting.

Staff costs

Staff costs include salaries and social contributions.

Financial items

Financial items include both interest on deposits with a financial institution and exchange adjustments.

Balance sheet

Fixed Asset

Fixed assets balance is recognised at cost less accumulated depreciation. The depreciation basis is the cost price less scrap value. Depreciation shall be made in equal amounts above the expected useful life. The expected useful life is 1 -5 years.

Repair and maintenance costs are expensed in the year they are incurred.

Profit or loss on disposal of fixed assets is recognised as the difference between the sales price reduced with direct sales costs and the book value at the time of sale. The amount is registered as part of the ordinary operation.

Deposits is measured at amortised cost price. To the extent deemed necessary, write-down to meet expected losses.

Receivables

Receivables are measured at amortized cost. To the extent deemed necessary, write-down to meet expected losses.

Debt and liabilities

All debt and liabilities are measured at amortized cost.

Contingent liabilities

Eventual liabilities are not recognised in the balance sheet but are disclosed in the notes on the accounts alone. An obligation existing on the balance sheet date but not being possible to quantify the amount of the liability shall be deemed to be a contingent obligation.

2022 Profit and Loss Statement

	2022	2021
	DKK	DKK
INCOME		
Note		
1 Public income	98.592.924	48.350.884
2 Gifts	10.011.010	12.942.615
3 Private grants	25.129.057	14.757.270
Total Income	133.732.991	76.050.768
EXPENSES		
4 Activities funded by public donors	91.054.067	44.955.208
5 Activities funded by private donors	32.897.536	21.661.739
Engagement	461.866	386.031
6 Operational costs	1.064.123	949.429
7 Staff costs	3.844.545	4.652.863
8 Administration	893.814	1.314.683
Total Expenses	130.215.952	73.919.953
Operating contribution before financial items	3.517.040	2.130.815
9 Financing costs	458.815	-136.485
Retained income	3.058.225	2.267.300

Balance sheet 31st December 2022

Note		2022	2021
		DKK	DKK
	ASSETS		
	FIXED ASSETS		
	Deposits	97.453	96.420
	Total fixed assets	97.453	96.420
	CURRENT ASSETS		
10	Receivables from Public donors	1.510.179	2.998.525
11	Receivables from Private donors	1.463.340	371.942
	Other receivables	4.955.472	3.067.468
12	Liquid funds	27.762.003	33.688.541
	Total Current assets	35.690.994	40.126.476
	TOTAL ASSETS	35.788.448	40.222.896
	LIABILITIES		
13	Equity	4.180.160	1.121.935
	Debts		
14	Deferred Income, public donors	13.963.642	24.775.662
15	Deferred income, private grants	6.692.025	4.862.730
	Other liabilities	10.952.621	9.462.569
	Total debts	31.608.288	39.100.961
	TOTAL LIABILITIES	35.788.448	40.222.896

Notes

Note 1

	2022	2021
	DKK	DKK
Danida, Strategic partnership agreement 2018-21	2.405.478	17.382.840
Danida, Strategic partnership agreement 2022-25	29.636.124	
Danida, Syrien humanitær bevilling 2019	-41.307	5.435.868
Danida, Syrien humanitær bevilling 2020	5.472.712	5.685.441
Danida, humanitær bevilling Afghanistan & Tadjikistan 2021	12.985.734	
CISU, Civilsamfund i Udvikling	307.906	6.416.098
DMCDD, Danish Mission Development Department	1.631.842	1.033.531
GIZ, Deutsche Gesellschaft für Internationale Zusammenarbeit	5.397.199	1.167.930
German Ministry of Foreign Affairs	23.353.728	7.673.505
BRAN, Brandenburg Staatskanzlei	1.003.403	1.802.669
BMZ, German Federal Ministry for Economic Development and Cooperation	549.529	267.918
The Norwegian Ministry of Foreign Affairs	309.722	8.838
IOM, UN International Organisation on Migration	0	348.871
OCHA, UN Office for the Coordination of Humanitarian Affairs	11.100.139	0
EUA, European Union	1.405.765	450.513
Tearfund Switzerland	1.701.840	330.273
Trainsform Aid International	1.081.946	0
TLAN, Puljen til Landsdækkende almennyttige organisationer	177.232	242.269
Vat compensation	69.234	53.701
Bladpuljen	44.698	50.618
Total public income	98.592.924	48.350.884

Note 2

	2022	2021
	DKK	DKK
Gifts		
Unrestricted gifts	7.383.495	7.140.970
Inheritance	243.177	4.335.398
Gifts for Afghanistan	1.466.538	472.469
Gifts for Armenia	168.598	183.715
Gifts for Iraq	80.547	80.625
Gifts for Lebanon	2.000	141.430
Gifts for Myanmar	10.936	118.485
Gifts for Nepal	108.928	203.038
Gifts for Nigeria	87.819	0
Gifts for North Korea	7.772	141.635
Gifts for Syria	4.150	120.649
Gifts for Tadjikistan	1.200	4.200
Gifts for Ukraine	445.852	0
Total gifts	10.011.010	12.942.615

Note 3

	2022	2021
	DKK	DKK
Private income		
Danmarksindsamlingen, 2019, Nepal	0	609.391
Danmarksindsamlingen, 2020, Iraq	0	531.330
Danmarksindsamlingen, 2021, Nepal	862.950	392.490
Danmarksindsamlingen, 2022, Iraq	1.735.642	0
Danmarksindsamlingen, 2022, Ukraine	4.398.318	0
Stiftung Entwicklungs-Zusammenarbeit Baden-Württemberg	0	148.892
Diözestelle, Weltkirche-Weltmission	460.092	2.202.751
Novo Nordisk Foundation	0	277.797
Nadia's Initiative	10.814.251	2.916.632
Läkarmissionen	0	153.611
PATRIP	5.675.331	6.836.853
DMCDD, Danish Mission Development Department	0	12.012
Erik Thune foundation	499.595	0
Foundations	606.456	375.372
Private donations	76.422	300.137
Total private income	25.129.057	14.757.270

Note 4

	2022	2021
	DKK	DKK
Activities funded by public donors		
Danida Strategic Partnership Agreement 2018-21	2.238.281	16.212.951
Danida Strategic Partnership Agreement 2022-25	27.706.901	0
Danida, Syrien humanitær bevilling 2019	-41.307	5.216.288
Danida, Syrien humanitær bevilling 2020	5.112.845	5.378.252
Danida, humanitær bevilling Afghanistan & Tadjikistan 2021	12.136.200	0
CISU, Civilsamfund i Udvikling	598.539	5.979.594
DMCDD, Danish Mission Development Department	1.527.482	949.287
GIZ, Deutsche Gesellschaft für Internationale Zusammenarbeit	4.911.615	1.061.755
German Ministry of Foreign Affairs	21.879.091	7.171.500
BRAN, Brandenburg Staatskanzlei	925.185	1.669.138
BMZ, German Federal Ministry for Economic Development and Cooperation	529.302	257.613
The Norwegian Ministry of Foreign Affairs	294.974	8.417
IOM, UN International Organisation on Migration	0	329.123
OCHA, UN Office for the Coordination of Humanitarian Affairs	10.373.961	0
EUA, European Union	1.313.868	421.040
Tearfund Switzerland	1.547.128	300.248
Total activities funded by public donors	91.054.067	44.955.208

Note 5

	2022	2021
Activities funded by private donors	DKK	DKK
Private donations to Afghanistan	2.023.686	1.170.919
Private donations to Armenia	659.783	801.898
Private donations to Iraq	824.374	1.256.794
Private donations to Mission East Deutschland	1.041.068	1.222.037
Private donations to Myanmar	520.846	1.088.513
Private donations to Nepal	588.839	711.635
Private donations to Nigeria	680.059	0
Private donations to North Korea	90.174	183.286
Private donations to Syria	680.644	560.975
Private donations to Tajikistan	611.668	955.643
Private donations to Ukraine	1.008.651	0
Private donations, restricted for specific projects	0	300.137
Danmarksindsamlingen, 2019, Nepal	0	569.524
Danmarksindsamlingen, 2020, Iraq	0	496.570
Danmarksindsamlingen, 2021, Nepal	806.495	366.813
Danmarksindsamlingen, 2022, Iraq	1.622.072	0
Danmarksindsamlingen, 2022, Ukraine	4.110.350	0
Erik Thune foundation	466.917	0
Novo Nordisk Foundation	0	264.569
Stiftung Entwicklungs-Zusammenarbeit Baden-Württemberg	0	134.003
Diözestelle, Weltkirche-Weltmission	417.532	2.002.501
Nadia's Initiative	10.105.653	2.722.345
PATRIP	5.299.093	6.381.311
Trainsform Aid International	1.011.163	0
Läkarmissionen	0	146.296
Foundations	328.469	325.970
Total activities funded by private donors	32.897.536	21.661.739

Note 6

	2022	2021
Operational costs	DKK	DKK
Office rent	619.876	622.844
Utilities, maintenance etc.	238.726	211.799
Unallocated travel costs	205.521	114.786
Total operational costs	1.064.123	949.429

Note 7

	2022	2021
Staff costs	DKK	DKK
Salary	11.172.449	11.976.788
Pension	858.554	894.015
Other staff costs	512.637	166.174
Transferred to projects	-8.699.096	-8.384.114
Total staff costs	3.844.545	4.652.863

Note 8

	2022	2021
Administration	DKK	DKK
IT, internet, communication etc	249.997	135.320
Other office costs	841.612	880.793
Auditor and consultants	373.847	1.094.200
Governance meetings	7.431	71.128
Transferred to projects	-579.072	-866.759
Total administration	893.814	1.314.683

Note 9

	2022	2021
Financing costs	DKK	DKK
Interest income	0	0
Accounts corrections	-121	-392
Exchange rates	404.181	-199.430
Bank charges	54.755	63.336
Total financing costs	458.815	-136.486

Note 10

	2022	2021
	DKK	DKK
Receivables from public donors		
CISU, Civilsamfund i Udvikling	0	1.614.407
IHPF Iraq Humanitarian Pool Fund	0	1
EUA, European Union	3.621	0
Nadia's Initiative	0	1.303.262
DMCDD, Danish Mission Development Department	1.506.558	80.854
Total receivables from public donors	1.510.179	2.998.525

Note 11

	2022	2021
	DKK	DKK
Receivables from private donors		
PATRIP, Tajikistan grant	1.463.340	371.942
Total receivables from private donors	1.463.340	371.942

Note 12

	2022	2021
	DKK	DKK
Liquid funds		
Restricted liquidity		
Balance in Denmark	20.243.731	30.188.323
Balance in Afghanistan	143.260	313.432
Balance in Iraq	1.612.134	1.401.084
Balance in Nepal	142.345	2.730
Balance in Tajikistan	393.836	307.029
Total restricted liquidity	22.535.306	32.212.598
Unrestricted liquidity		
Balance in Denmark	5.101.456	1.303.009
Balance in Brussels	125.242	172.935
Total unrestricted liquidity	5.226.697	1.475.943
Total liquid funds	27.762.003	33.688.541

Penneo dokumentnøgle: YJP4C-J1KBU-OJVG6N-BMHM6-NOEM6-LE0KF

Note 13

	2022	2021
Equity	DKK	DKK
Opening equity	1.121.935	-1.145.365
Retained Income	3.058.225	2.267.300
Closing Equity	4.180.160	1.121.935

Note 14

	2022	2021
Deferred income, public donors	DKK	DKK
Danida Strategic Partnership Agreement 2018-21	15.357	2.410.318
Danida Strategic Partnership Agreement 2022-25	2.253.359	0
Danida, humanitær bevilling Afghanistan & Tadjikistan 2021	7.514.266	10.000.000
Danida, Syrien humanitær bevilling 2020	0	2.247.712
CISU, Civilsamfund i Udvikling	54	190.678
DMCDD, Danish Mission Development Department	0	206.138
Nadia's Initiative	1.418.901	5.839.654
The Norwegian Ministry of Foreign Affairs	2.567.089	3.039.998
Swiss Agency for Development	194.617	194.649
EUA, European Union	0	646.516
Total deferred revenue, public donors	13.963.642	24.775.662

Note 15

	2022	2021
Deferred income, private grants	DKK	DKK
Danmarksindsamlingen, 2020, Iraq	1	1
Danmarksindsamlingen, 2021, Nepal	494.560	1.357.510
Danmarksindsamlingen, 2022, Iraq	14.358	0
Danmarksindsamlingen, 2022, Ukraine	724.123	0
Foundations	1.992.581	1.545.773
Diözeanstelle, Weltkirche-Weltmission	1.487.000	0
Läkarmissionen	31.128	33.920
Private donations	64.585	56.498
Private donations, Afghanistan	213.073	1.323.713
Private donations, Iraq	109.496	0
Private donations, Nepal	539.967	336.130
Private donations, Nigeria	297.047	0
Private donations, North Korea	172.782	69.518
Private donations, Syria	180.974	139.667
Private donations, Ukraine	370.349	0
Total deferred revenue, private donors	6.692.025	4.862.730

Note 16

Eventual obligations

By the end of 2022 Mission East has obligations related to leasehold agreements of office of approximately 141k DKK.

As mentioned in the management report the Iraq country office will be closed in 2023. Mission East has continued negotiations with the authorities to get a waiver on fines which are related to non-payment of social security payment during a period where the tax-offices were closed for payments. We did not obtain a waiver from the authorities in 2022, nor was it possible to obtain reasonable explanations for these fines. As the Management of Mission East still does not acknowledge the fines, amounting to DKK 600 thousand, this has not included been in the accounts.

PENNEO

Underskrifterne i dette dokument er juridisk bindende. Dokumentet er underskrevet via Penneo™ sikker digital underskrift. Underskrivernes identiteter er blevet registreret, og informationerne er listet herunder.

“Med min underskrift bekræfter jeg indholdet og alle datoer i dette dokument.”

Søren Hartig

Client Signer

På vegne af: Mission Øst

Serienummer: 252ef5a6-34ab-4afa-885d-11d3cf7da58f

IP: 5.186.xxx.xxx

2023-06-19 09:52:27 UTC



Torben Peter Andersen

Client Signer

På vegne af: Mission Øst

Serienummer: 9833e12d-2ff4-486a-b1d3-bc8f0c9061dd

IP: 87.116.xxx.xxx

2023-06-19 10:46:22 UTC



Betina Gollander-Jensen

Client Signer

På vegne af: Mission Øst

Serienummer: 445fb619-fac4-4638-8921-c8ec1a0c6803

IP: 195.215.xxx.xxx

2023-06-19 11:52:32 UTC



Pia Jerslund

Client Signer

På vegne af: Mission Øst

Serienummer: 8e3a69d6-2dbd-4ce3-9a63-f9b6e17ee283

IP: 77.241.xxx.xxx

2023-06-19 19:04:28 UTC



Christian Pallson Nolsøe

Client Signer

På vegne af: Mission Øst

Serienummer: 8ebe9dd9-88dd-4f22-a785-a7d9e4e88651

IP: 87.49.xxx.xxx

2023-06-20 09:21:17 UTC



Ulrik B Vassing

EY Signer

På vegne af: EY Godkendt Revisionspartnerselskab

Serienummer: CVR:30700228-RID:77180494

IP: 193.169.xxx.xxx

2023-06-20 11:46:41 UTC



Dette dokument er underskrevet digitalt via **Penneo.com**. Signeringsbeviserne i dokumentet er sikret og valideret ved anvendelse af den matematiske hashværdi af det originale dokument. Dokumentet er låst for ændringer og tidsstempelt med et certifikat fra en betroet tredjepart. Alle kryptografiske signeringsbeviser er indlejret i denne PDF, i tilfælde af de skal anvendes til validering i fremtiden.

Sådan kan du sikre, at dokumentet er originalt

Dette dokument er beskyttet med et Adobe CDS certifikat. Når du åbner dokumentet

i Adobe Reader, kan du se, at dokumentet er certificeret af **Penneo e-signature service** <penneo@penneo.com>. Dette er din garanti for, at indholdet af dokumentet er uændret.

Du har mulighed for at efterprøve de kryptografiske signeringsbeviser i indlejret i dokumentet ved at anvende Penneos validator på følgende websted: <https://penneo.com/validator>